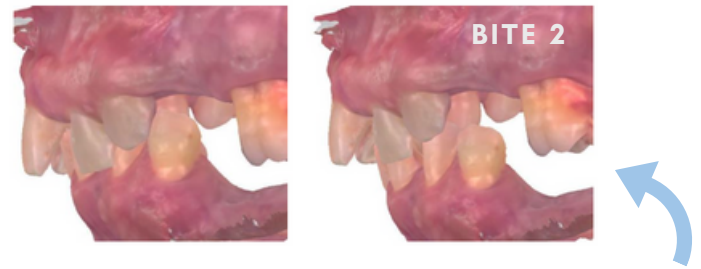


Collapsed Bite Case Protocol

For collapsed bite cases, the vertical dimension must be established using a wax rim or PVS bite support. If this is not provided, we cannot order an accurate wax-up for planning purposes.



This will create a space when we register the bite scan on the intraoral scan with the wax rim or bite registration in place.



Notice the increase in vertical space on bite 2: This allows the lab to create a virtual wax-up with the corrected vertical created by the bite registration.

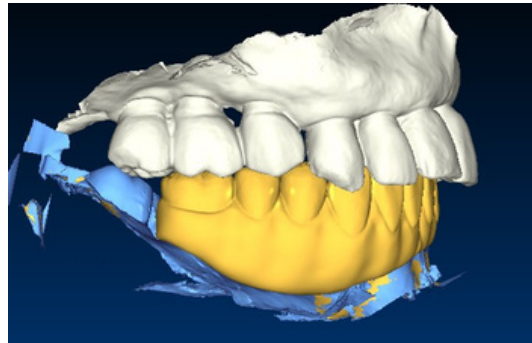
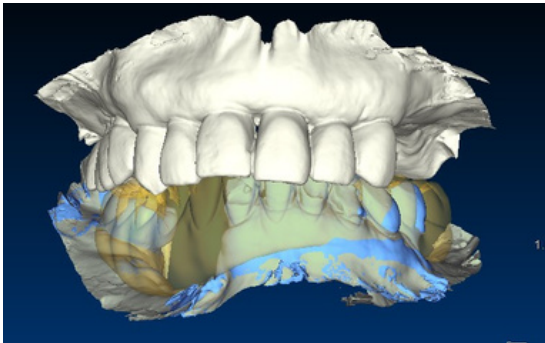


Image 2



IMPORTANT NOTE

If using PVS, please trim the bite support so **the buccal surface is not covered**. See image 2 (bite support is covering buccal surface of teeth). This makes it impossible to register the bite scan. The buccal surfaces of the teeth must be exposed, see Image 1 at top of page.



Cases with no opposing teeth will need a partial to establish the bite on the intraoral scan,



If you have any questions, please contact our Sara Tarazi - Chief Technologist

✉ starazi@cdental.com

☎ 510-368-7240